













# Day 4 (continued)

Circle each image that is divided in half correctly.








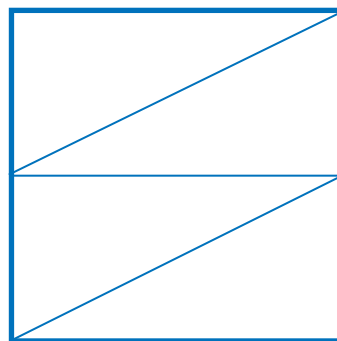




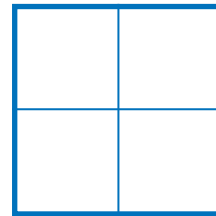

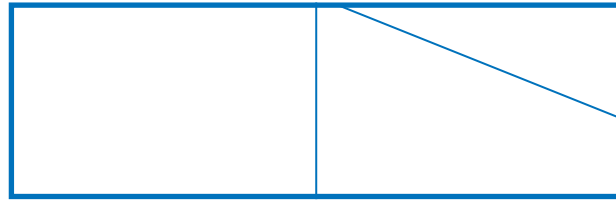

# Day 5




Watch the  
Day 5 Lesson

[hand2mind-link.com/M1W7D5](http://hand2mind-link.com/M1W7D5)

Circle each image that is divided in fourths correctly.





# Day 5 (continued)

Cut out each image below. Then, sort and glue each image into the correct column.

Halves	Fourths



